

Instructions For Use



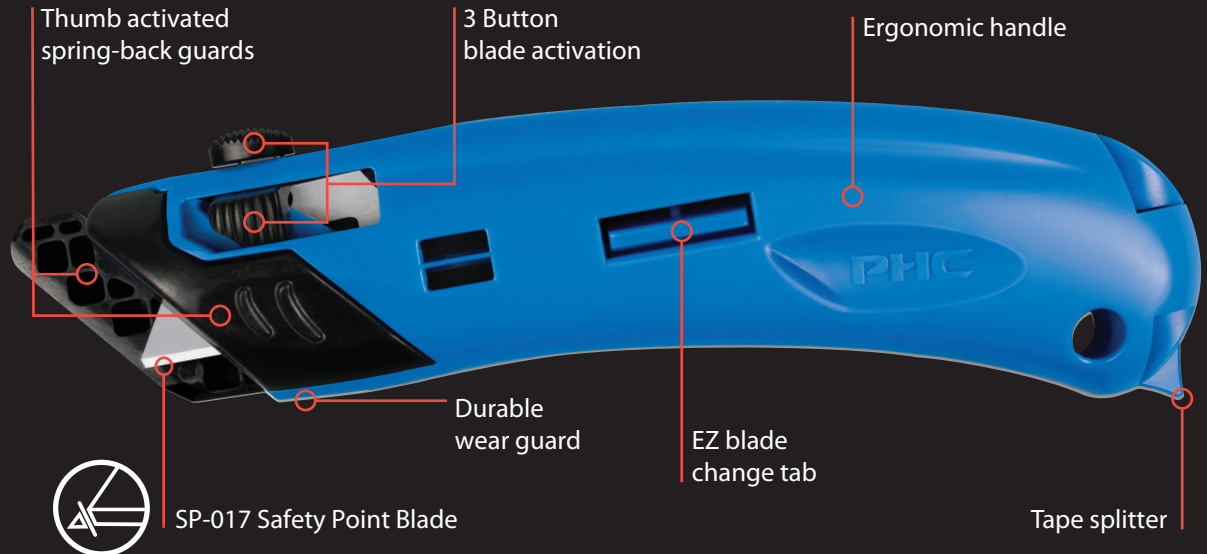
Spring back safety guards for safe top cuts



3 Button design for convenient tray cuts




Blade-less tape splitting eliminates cut injuries




EZ4™ Guarded Spring-Back Safety Cutter

AMBIDEXTROUS - For Right & Left Handed Users

Blade Change



Push quick change lever and open safety cutter.



Remove used blade from blade retainer and dispose of safely.



Remove spare blade from blade compartment. Use only S Series replacement blades: #SP-017, SPD-017 or PBDSP017B.



Insert new blade underneath blade retainer, align blade notch with alignment tab. Close cutter.



UKH-324
Safety Holster
Available



PHC
PACIFIC HANDY CUTTER®

Working Safe Everyday.™